



CAPACITY

- Airflow: 3200-4800 CFM
 - VRF combination 8 to 12 tons
 - Refrigerant type : R-32 and R454-B available*
- *Contact your local representative

AIR CONDITIONING/HEATING (Standard)

- Combination DX evaporator (connection with VRF unit) and auxiliary electric heater with SCR modulation.
- DX evaporator connection: liquid (1/2"), gas (1 1/8")
- Economizer feature with free cooling available

CASING (Standard)

- Double-wall enclosure
- 22-gauge galvanized steel
- White pre-painted steel exterior finish
- Access doors with quarter-turn locks
- 22-gauge galvanized steel drain pan
- Drain connections: 1" (25 mm) NPT
- Mistop component to manage possible extra condensation
- Insulation: 2" (51 mm)
- Exhaust and supply weather hoods with bird screens
- Economizer section with motorized, airtight insulated aluminum dampers for fresh, exhaust, and mixed air.

MOUNTING (Standard)

- Standard platform
 - 14-inch 11-gauge steel roof curb
- product code : RC-RTU-10T-01

WARRANTY

- Components covered for 2 years

COMPONENTS INSTALLED AND PRE-WIRED AT THE FACTORY

- Economizer section hood
- 25 to 36 kW electric coil with SCR modulation
- Exhaust fan and hood
- Fuse-less disconnect switch

FILTERS (Standard)

4 MERV 8 filters (16" x 20" x 2")

BLOWERS & MOTORS (Standard)

- Supply motorized impeller: 450 mm backwards inclined
- Exhaust motorized impeller: 250 mm backwards inclined
- Sealed, self-lubricating ball bearings
- High-efficiency, direct-drive EC motor

DX EVAPORATOR FROST PREVENTION/CONTROL

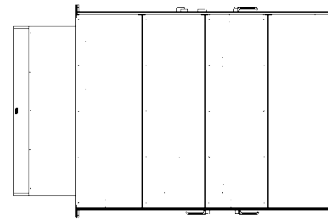
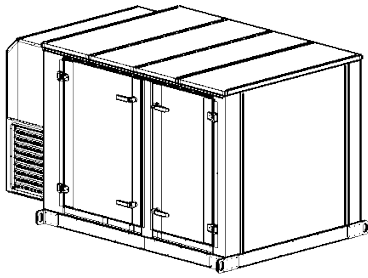
2 defrost options available:

- Fan speed reduction during defrost period (offtime defrost)
- Compensation by electric reheating

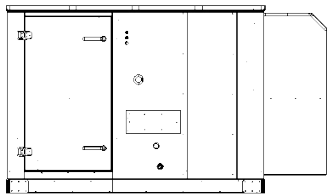
ELECTRICAL & CONTROLS (Standard)

- Available power supply 208V/3ph/60Hz; 460V/3ph/60Hz; 575V/3ph/60Hz
- Integrated Bacnet MSTP controller kit **product code: 699626**
- Fuse-less disconnect switch (NEMA 4)
- 24V transformer for controls
- Single point of electrical connection
- Rooftop unit with connection capabilities to Daikin, Samsung, Mitsubishi or other third-party VRFs.*

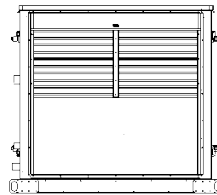
*Contact your local representative



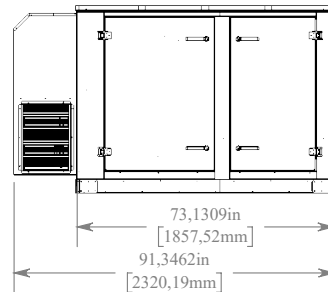
TOP VIEW



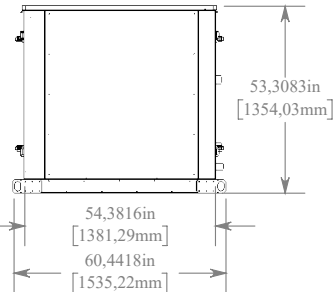
BACK VIEW



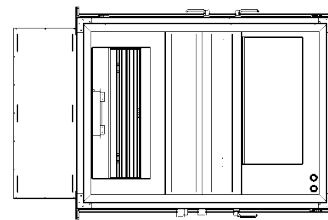
LEFT VIEW



FRONT VIEW

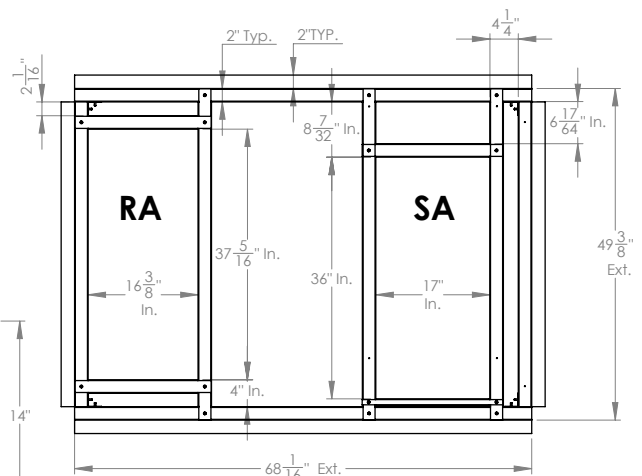
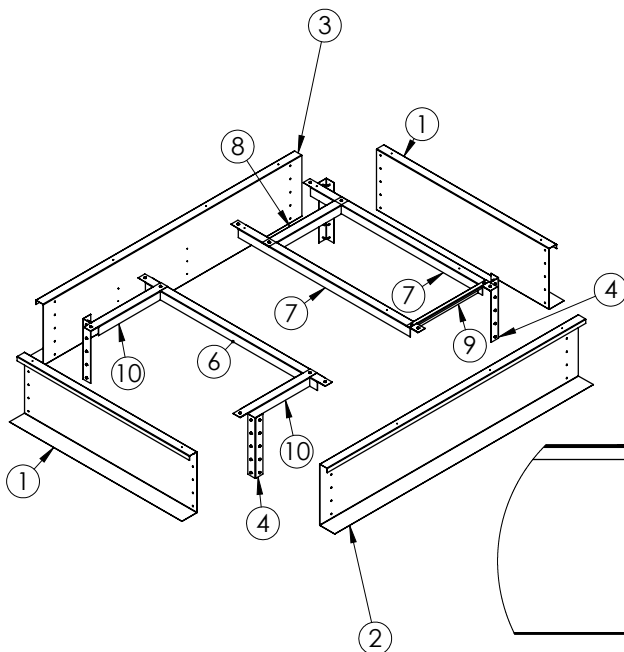


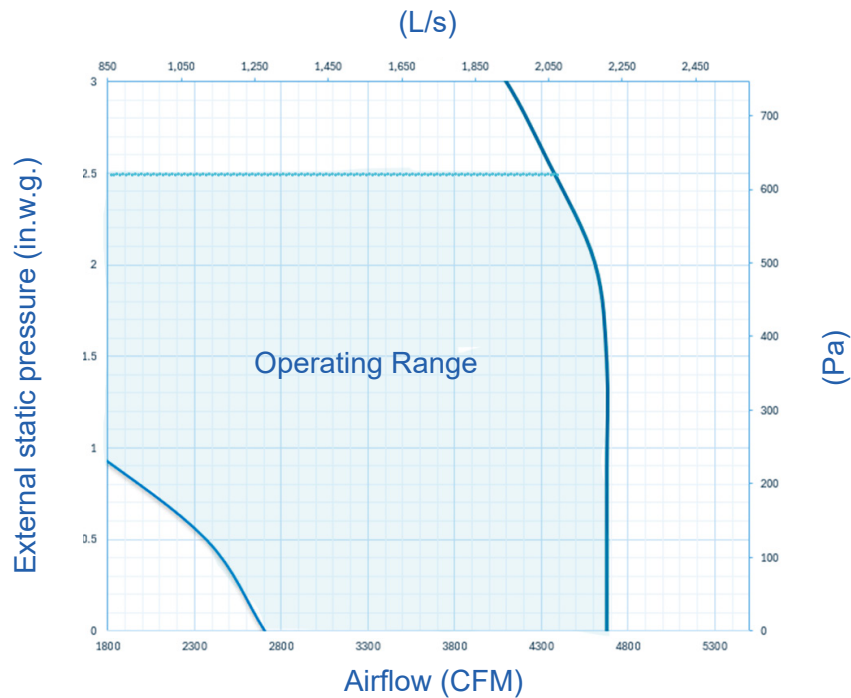
RIGHT VIEW



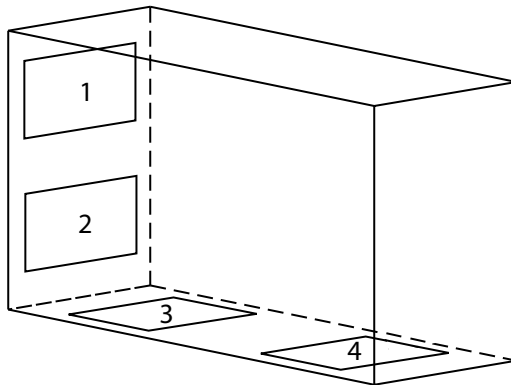
BOTTOM VIEW

RTU_10Te : Dimensions (Standard - Inches)





RTU_10Te : Configuration and Weight



LEGEND	
1	Fresh air intake (SA)
2	Exhaust air (EA)
3	Exhaust air return (RA)
4	Fresh air distribution (SA)

RTU WEIGHT	
Unit Weight	1685 lb
Shipping Weight	1765 lb